


Feedback Analysis Report

Session- 2020-21



Tezpur College, Tezpur

Pin-784001

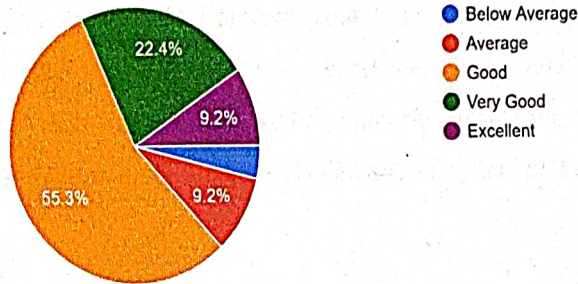
Feedback Report 2020

Summary of feedback report:

Students' response on different issues related to their courses, syllabi, use and availability of online resources, communication skills etc., can be summarised as follows-

1. Content of Syllabi of the Courses

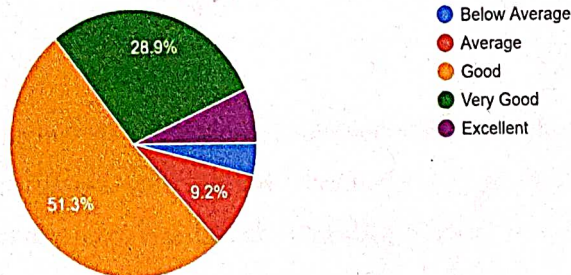
76 responses



1. Students' response regarding the content of syllabi of the courses is satisfactory. More than 9 percent students found it excellent, more than 22 percent considered it very good and for more than 55 percent students, the content of the syllabi is good.

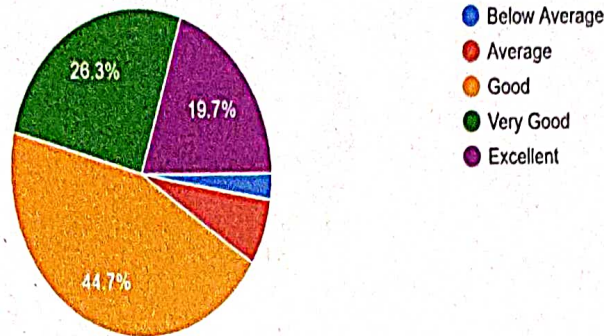
2. Extent of coverage of course

76 responses



3. Delivery of Syllabi in the Class

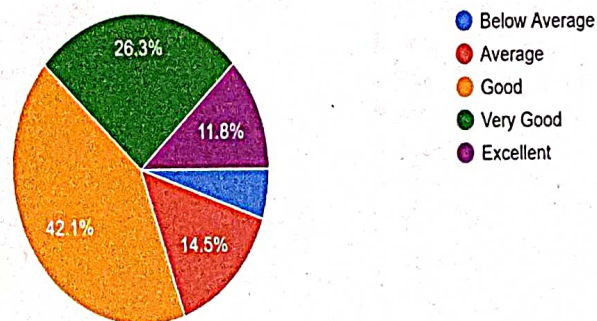
76 responses



3. The majority of students (44.7 percent) admitted that delivery of syllabi in the class is satisfactory. Against the very few (2.6 percent) who considered it below average, around 20 percent students admired delivery of syllabi by considering it excellent. More than 26 percent students strongly believe that delivery of syllabi in the class is very good.

4. Use of Teaching Aids and ICT in the Class to Facilitate Teaching

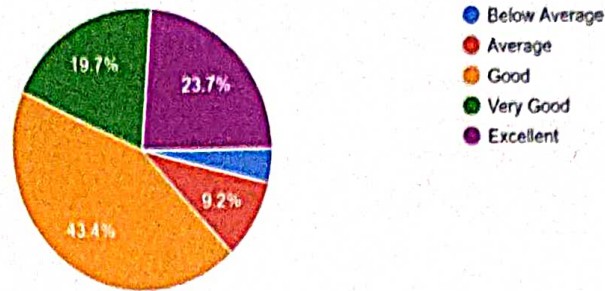
76 responses



4. The largest section (42.1 percent) of students considers that use of teaching aids and ICT tools in their classes is good, 14.5 percent found it average. Though, a few (5.3 percent) students ranked it below average; more than 26 percent admires it as very good and 11.8 percent found it excellent for them respectively.

5. Overall Experience with Internal Assessment (Quiz, Assignments, Presentations etc.)

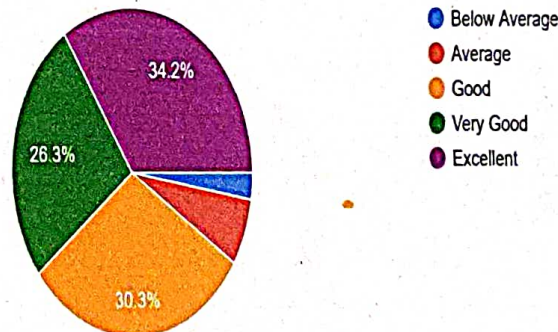
76 responses



5. Except the very few (3.9 percent) who ranked it below average; majority of students (43.4 percent) responded that their overall experience with internal assessment is good. For more than 19 percent students, this experience is very good whereas around 24 percent students consider this experience as excellent.

6. Student Teacher Interaction

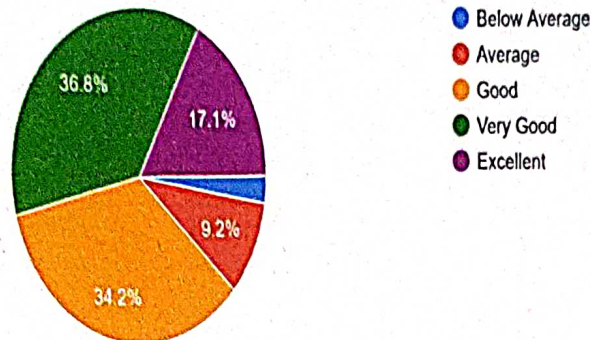
76 responses



6. The largest section of students (34.2 percent) is fully satisfied in interaction with their teachers. As against the marginal section of about 2 percent students who considers it below average, 26.3 percent students admired that student teacher interaction is very good for them.

7. Overall Learning Experience

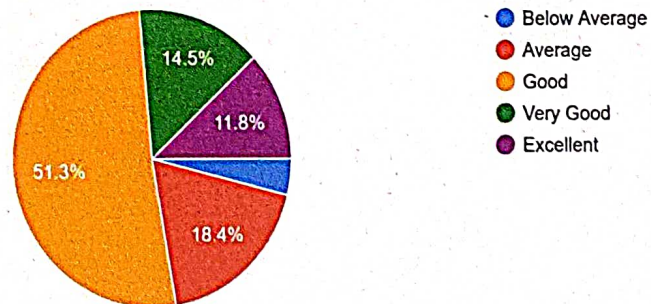
76 responses



7. Around 17 percent students admitted that their overall learning experience from the concerned courses is of highest quality whereas more than 36 percent students ranked their learning experience as very good.

8. Availability of Online Resources

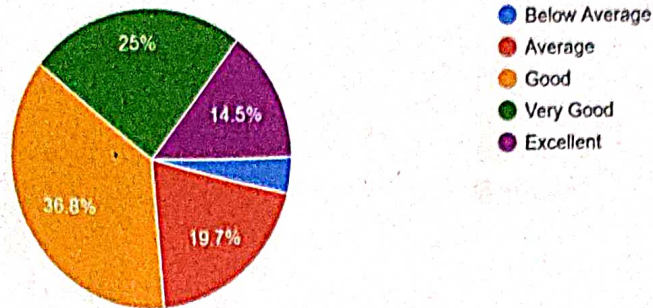
76 responses



8. For majority of students (51.3 percent), the availability of online resources in the institution is good whereas for 14.5 percent students it of very good quality. Although a small fraction of students is dissatisfied in this respect, around 12 percent students believe that the availability of online resources in the institution is of highest standard.

9. Participation in Co-Academic And Cultural Events

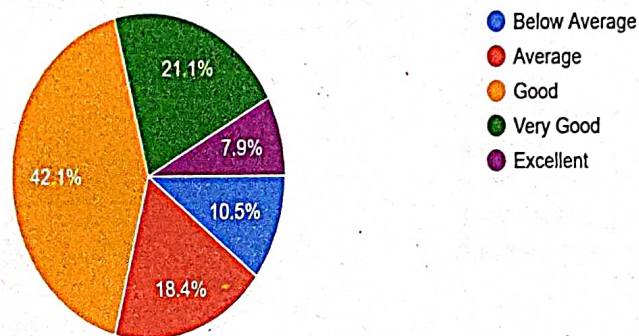
76 responses



9. The larger section of students is happy with students' participation in co-academic and cultural events in the institution. As against a few (about 4 percent), 25 percent students considered it very good whereas around 15 percent responded that it of highest standard.

10. Classroom Facilities (LCD/Audio/Computer/Seating Arrangement Etc.)

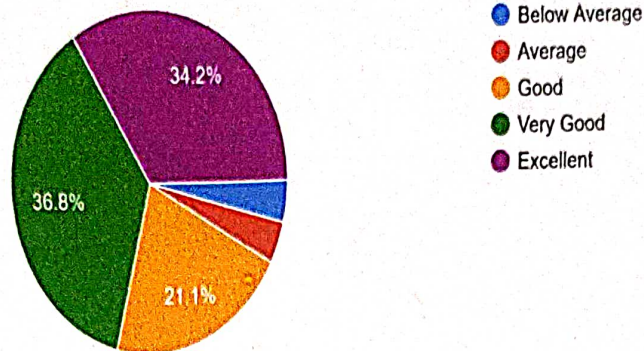
76 responses



10. The majority group of students (42.1 percent) considers that the classroom facilities is good for them. More than 21 percent responded it as very good whereas around 8 percent revealed that it is of highest level.

11. Library Reading Room Facility

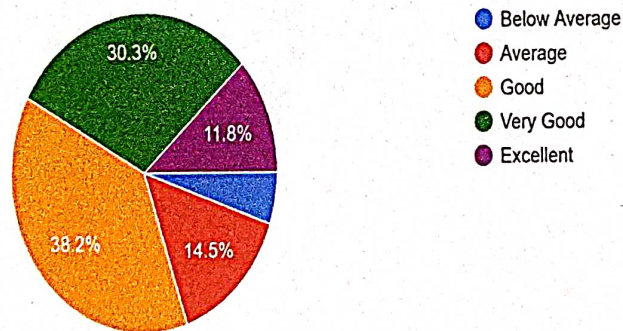
76 responses



11. Students' response towards library reading room facility is highly satisfactory. Around 36 percent student expressed that this facility is very good whereas more than 34 percent admired this facility is of highest standard.

12. Library Digital Resources and Reading Material Support

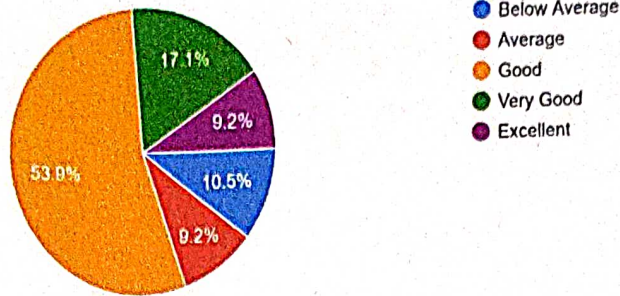
76 responses



12. More than 30 percent respondents have highly appreciated the library digital resources and reading material support in the institution. Regardless of a few (about 5 percent) who categorized it as below average, majority of students are satisfied with the provision of material support and digital resources from the library.

13. Canteen Facility

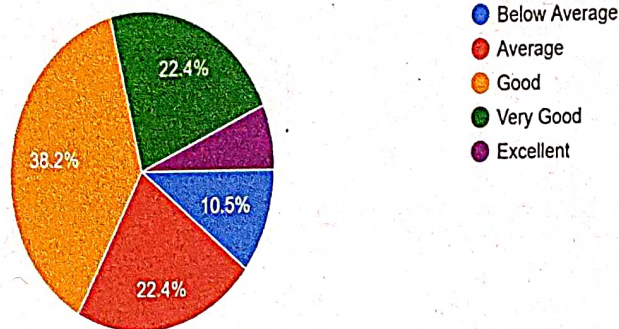
76 responses



13. Except a few (10.5 percent) respondents, most of the students are satisfied with the canteen facilities. Around 54 percent students ranked these facilities 'good', 17.1 percent ranked it very good whereas 9.2 percent expressed it excellent in nature.

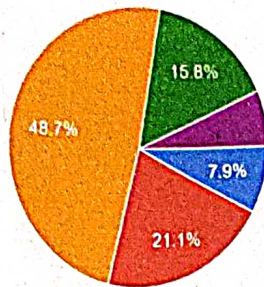
14. Drinking Water Facility

76 responses



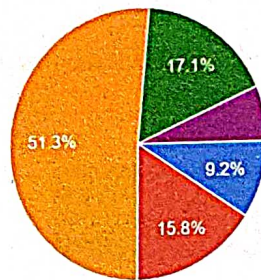
14. The majority group of students (38.2 percent) considers that the drinking water facility is good for them. More than 22 percent students responded it as very good whereas 6.6 percent considered it as of highest quality.

15. Washroom / Toilets Facilities
76 responses



15. The largest section of students (around 49 percent) is satisfied with the provisions of washroom/ toilet facilities in the institution. Although 7.9 percent considered it of below average standard, around 16 percent believes that these provisions are very good for them.

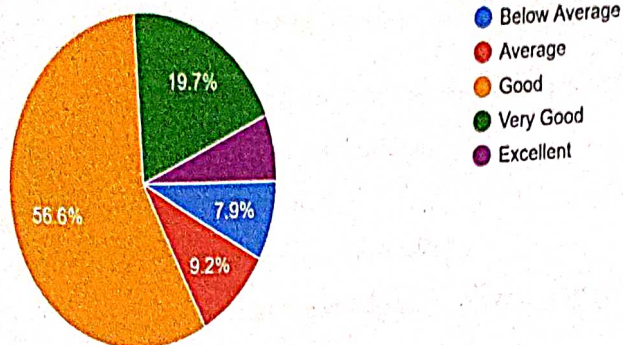
16. Experience of the Admission Process to the Programme you have Enrolled in
76 responses



16. Regardless of a few respondents (9.2 percent) who categorized the admission process is of below average standard and another group (around 16 percent) who considered it of average standard, the largest section of students is satisfied with the admission process of the institution.

17. Experience with College's Administrative Staff

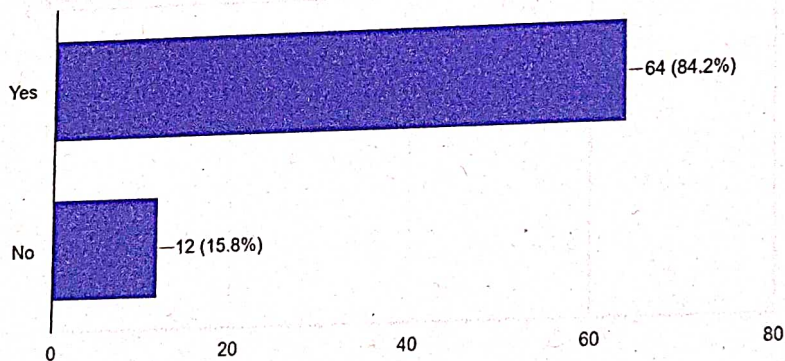
76 responses



17. The majority of students expressed that they have good experiences with college's administrative staff. Around 20 percent shared that they have very good experiences with the administrative staff.

18. Would you Recommend this College to Others

76 responses



18. It's a matter of privilege for the institution that more than 84 percent students are willing to recommend their institution to others.

Suggestions/ Recommendations/Remarks from the students

76 students submitted their feedback, comment and suggestion. Some of the important suggestions observed from student's feedback are as follows-

1. Many students have considered college environment to be clean, peaceful and homely.
2. They are satisfied with the infrastructure of the college.
3. The website of the college needs to be updated.
4. The Girls' washroom needs to be cleaned more frequently.
5. The office staff could be more co-operative and friendly towards the students.

Feedback Analysis Committee

1. Rita Saikia Dutta, HoD, Department of English- Member *Raikia*
2. Dr. Rajlakshmi Sonowal, Department of Education- Member *Ra*
3. Dr. Debajit Dutta- Department of Economics- Member - *Dr.*